

ACCESSORIES



OXYGEN-THERAPY ACCESSORIES



HUMIDIFIERS

The humidifier is used to humidify the oxygen or the medical air delivered to the patient through the respiratory tract. Screwed to the outlet of a flowmeter (either with floating ball or pre-calibrated), it should be filled in with sterile water.

Main technical features:

Active medical device of class IIa.

In compliance with the NF EN ISO 8185: 2007 standard.

- Humidifier bottle in PSU (CCO model) and in polycarbonate (TMS model), unbreakable.
- Outlet tubing nipple moulded as part of the plastic lid, thereby ensuring overall robustness.
- Fitted with a porous and particularly quiet diffuser to ensure the comfort of the patient.
- Re-usable humidifiers: more economical use compared to single-use humidifiers.

Available versions:

- **CCO model** – Capacity: 250 ml.

Cold sterilizable.

Inlets: 12x125 F – 9/16" F – 1/2" BS M – 1/4G F – 3/8G F.

Height: 190 mm / Diameter: 45 mm.

Weight: 85 g.

Total weight filled in with sterile water: 245 g.

- **TMS model** – Capacity: 500 ml

Autoclavable up to 134°C

Inlets: 12x125 F – 9/16" F – 1/2" BS M – 1/4G F.

Height: 200 mm / Diameter: 70 mm.

Weight: 155 g.

Total weight filled in with sterile water: 430 g.

Use and cleaning:

The bottle of the humidifier must be filled in with sterile water only.

The diffuser must be replaced after each patient and after each cleaning of the device.

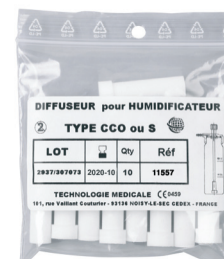
Disassemble all the parts. Throw away the diffuser.

Dump into a decontaminating solution. Clean, rinse thoroughly, lay under clear water during 1 min. and dry.

Sterilize or disinfect. Put a new diffuser and reassemble all the parts together.

Diffusers:

- Ref. 11557: Sachet of 10 diffusers



OX01

CCO humidifier.

Ref. 16581: 12x125 F inlet

Ref. 16580: 9/16" F inlet

Ref. 16583: 1/2" BS M inlet

Ref. 16578: 1/4G F inlet

Ref. 16579: 3/8G F inlet



OX02

TMS humidifier.

Ref. 16575: 12x125 F inlet

Ref. 16574: 9/16" F inlet

Ref. 16576: 1/2" BS M inlet

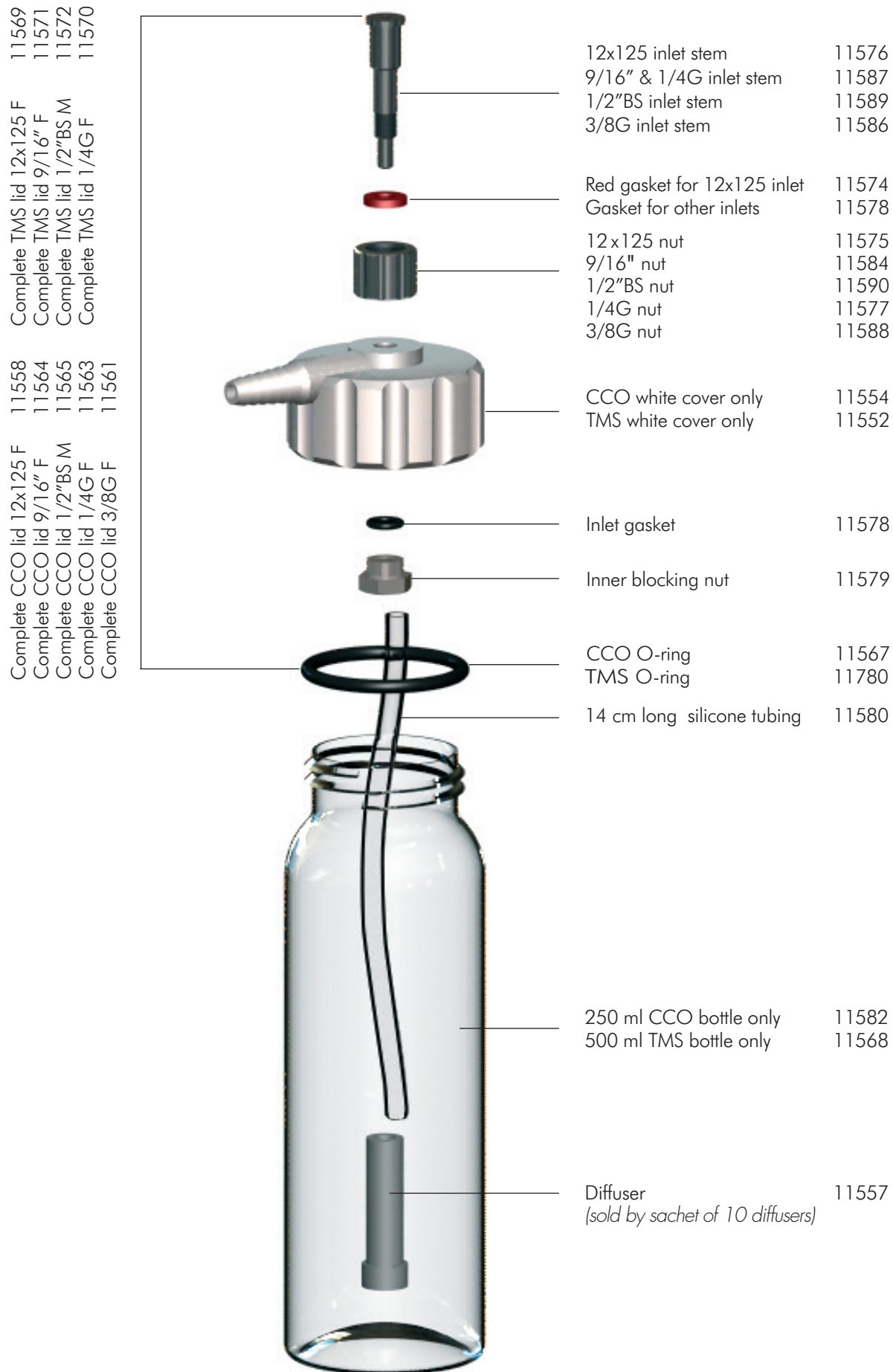
Ref. 16573: 1/4G F inlet





OXYGEN-THERAPY

ACCESSORIES




OX03**Fastening belt**

Ref. 11923: Fastening belt only

Ref. 11924: Fastening belt with 25 cm hose and 12x125 M outlet tubing nipple*

Ref. 11925: Fastening belt with 25 cm hose and 9/16" M outlet tubing nipple*

**To connect the humidifier to the pressure regulator fixed on the gas cylinder. Humidifier to be ordered separately.*

**OX04****Outlet tubing nipples for flowmeters**

- a** Model in 2 (metal) parts to screw the nipple without turning the hose.

Ref. 11540: 12x125 F

Ref. 11542: 9/16" F

Ref. 11541: 1/4G F

Ref. 11543: 3/8G F

- b** Model in 1 (metal) part.

Ref. 11537: 12x125 F

Ref. 11535: 9/16" F

Ref. 11547: 1/2"BS M (plastic)

Ref. 11532: 3/8G F

OX05**TM Flow-Switch and Switch**

Both Flow-Switch and Switch can be screwed onto any standard flowmeter. They make it possible to direct the gas flow either towards an outlet tubing nipple or towards a humidifier.

The user can choose the outlet position he needs without screwing or unscrewing the nipple or the humidifier. The medical staff thereby saves time in handlings and the risk of losing the nipple is avoided.

- a** Flow-Switch: model with ring


Ref. 11616: 12x125 inlet and outlet

Ref. 11617: 9/16" inlet and outlet

- b** Switch: model with knob

Ref. 11600: 12x125 inlet and outlet

Ref. 11601: 9/16" kit for switch

**OX06****Adaptors for humidifiers**











Adaptors are used to connect a flowmeter and a humidifier / nebulizer when both devices do not have the same threads.

- a** Ref. 16586: blue plastic adaptor 12x125 F - 9/16" M

- b** Ref. 16591: metal adaptor 12x125 F - 9/16" M with gasket
Ref. 18533: metal adaptor 1/4G F - 9/16" M with gasket




Other adaptors available upon request.

DIRECT PROBES

Standards	Direct probes	References and descriptions
AFNOR (French)		Ref. 10083: O ₂ direct probe 12x100 M, white Ref. 10092: O ₂ direct probe 1/8NPT M long, white Ref. 10089: AIR direct probe 12x100 M, black Ref. 10093: AIR direct probe 1/8NPT M long, black
BS (British)		Ref. 10177: O ₂ direct probe 1/4G F Ref. 10189: O ₂ direct probe 3/8G BSP M Ref. 10178: O ₂ direct probe 1/8NPT M long Ref. 10181: AIR direct probe 1/4G F Ref. 10182: AIR direct probe 1/4G F - 7 bar Ref. 10190: AIR direct probe 3/8G BSP M Ref. 10183: AIR direct probe 1/8NPT M long
DIN (German)		Ref. 10056: O ₂ direct probe 1/4G F Ref. 10057: O ₂ direct probe 1/8NPT M long Ref. 10060: AIR direct probe 1/4G F Ref. 10061: AIR direct probe 1/8NPT M long Ref. 10063: O₂/AIR direct probe 1/4G F (for ejector only)
US OHMEDA (American)		Ref. 10065: O ₂ direct probe 1/8NPT M, white Ref. 10064: O ₂ direct probe 1/8NPT M, green Ref. 10067: AIR direct probe 1/8NPT M, black Ref. 10066: AIR direct probe 1/8NPT M, yellow
NORDIC (Scandinavian)		Ref. 10159: O ₂ direct probe 1/8G M Ref. 10160: O ₂ direct probe 1/8NPT M long Ref. 10161: AIR direct probe 1/8G M Ref. 10162: AIR direct probe 1/8NPT M long
UNI (Italian)		Ref. 10206: O ₂ direct probe 1/4G F Ref. 10207: AIR direct probe 1/4G F
FRO (Italian)		Ref. 10192: O ₂ direct probe 1/4G F Ref. 10194: AIR direct probe 1/4G F
CARBUROS (Spanish)		Ref. 10198: O ₂ direct probe 1/4G F Ref. 10199: AIR direct probe 1/4G F
CZECH (Czech)		Ref. 10163: O ₂ direct probe 1/8G M Ref. 10165: AIR direct probe 1/4G F
DISS (American)		Ref. 19585: O ₂ direct probe 1/8G M, white Ref. 17139: O ₂ direct probe 1/8G M, green Ref. 22005: AIR direct probe 1/8G M, black Ref. 19514: AIR direct probe 1/8G M, yellow

Other standards available upon request.

REMOTE PROBES

Standards	Remote probes	References and descriptions
AFNOR (French)		Ref. 10112: O ₂ remote probe, straight , white Ref. 10118: O ₂ remote probe, angled , white Ref. 10108: AIR remote probe, straight , black Ref. 10122: AIR remote probe, angled , black Ref. 17185: AIR remote probe, angled , black, 7 bar* Ref. 10123: AIR remote probe, angled , black, 7 bar** Ref. 10110: N ₂ O remote probe, straight , blue Ref. 10120: N ₂ O remote probe, angled , blue
BS (British)		Ref. 10185: O ₂ remote probe, straight Ref. 10186: AIR remote probe, straight Ref. 10188: AIR remote probe, straight, 7 bar
DIN (German)		Ref. 10043: O ₂ remote probe, angled, white Ref. 10044: O ₂ remote probe, angled, black (neutral) Ref. 10047: AIR remote probe, angled, black Ref. 10040: O₂/AIR remote probe, angled, black/white (for ejector only) Ref. 10052: N ₂ O remote probe, angled, blue
US OHMEDA (American)		Ref. 10071: O ₂ remote probe, straight, white Ref. 10070: O ₂ remote probe, straight, green Ref. 10073: AIR remote probe, straight, black Ref. 10072: AIR remote probe, straight, yellow
NORDIC (Scandinavian)		Ref. 10155: O ₂ remote probe, straight Ref. 10156: AIR remote probe, straight
UNI (Italian)		Ref. 10209: O ₂ remote probe, angled






*According to NF S 90-119: 2007 standard

**According to NF S 90-116: 1988 standard

Other standards available upon request.

COMPLETE RAIL MOUNTING SYSTEMS

Delivered with a crimped remote probe, 1.5 m antistatic hose, a metal sliding piece and a polycarbonate TM universal rail clamp*.

Standards	Complete rail mounting systems	References and descriptions
AFNOR (French)		Ref. 16667: O ₂ rail mounting system Ref. 16672: AIR rail mounting system
BS (British)		Ref. 16694: O ₂ rail mounting system Ref. 16695: AIR rail mounting system
DIN (German)		Ref. 16668: O ₂ rail mounting system Ref. 17082: O ₂ rail mounting system with black hose and remote probe (neutral) Ref. 16674: AIR rail mounting system Ref. 16675: O₂/AIR rail mounting system (for ejector only)
NORDIC (Scandinavian)		Ref. 16703: O ₂ rail mounting system Ref. 16705: AIR rail mounting system
UNI (Italian)		Ref. 16857: O ₂ rail mounting system Ref. 16863: AIR rail mounting system

*Available with other hose colours and/or other hose lengths or with a metal clamp upon request.

OX07**HOSEPIPES FOR MEDICAL GASES (LOW PRESSURE)****HIGH-RANGE HOSE****CONTRACTUAL LIFETIME: 10 YEARS**

Active medical device of class IIa.

In compliance with the EN ISO 5359: 2008 standard

The hosepipes are used as extensions to supply any device or machine with medical gases delivered from a standardized outlet.

- ▶ Antistatic PVC hoses composed of 4 extra-flexible reinforced coats with high-resistance polyester fibre.
- ▶ Odour free.
- ▶ Shiny and smooth aspect for an easier cleaning.
- ▶ High resistance against squashing.
- ▶ Delivered in standard with one crimped AFNOR angled remote probe and one crimped AFNOR straight remote probe.
- ▶ Time limit indicator on the angled probe; date easier to read.
- ▶ Available in O₂, medical AIR and N₂O gases.

Length	O ₂	Medical AIR	N ₂ O
1 m	14979	14993	15007
1,5 m	14980	14994	15008
2 m	14981	14995	15009
3 m	14983	14997	15011
4 m	14985	14999	15013
5 m	14987	15001	15015
7 m	14991	15005	17084

Other lengths and configurations available upon request.

**OX08****Antistatic PVC hoses**

Antistatic PVC hoses composed of 4 extra-flexible reinforced coats with high-resistance polyester fibre.

Diameter: 6x12 mm.

Packaging: roll of 40 m.

Ref. 14958: white for O₂

Ref. 14957: black & white for medical AIR

Ref. 14964: blue for N₂O

Ref. 14961: blue & white for O₂/N₂O

Ref. 14971: black for any gas (**neutral**)

Minimum order: 40 m per reference.



**OX09****AFNOR quick-release connector 3/8G M**

In compliance with the NF S 90-116: 1988 standard.

Ref. 10029: O₂

Ref. 10031: AIR

Ref. 10030: N₂O

OX10**BS quick-release connector 3/8G M**

In compliance with the BS 5682: 1998 standard.

Ref. 10035: O₂

Ref. 17958: O₂ (metal)

Ref. 10036: AIR

**OX11****DIN quick-release connector 3/8G M**




In compliance with the DIN 13260-2: 2004 standard.

Ref. 10014: O₂

Ref. 10015: AIR

Y-CONNECTORS WITH 2 OUTLETS (FOR DIRECT WALL MOUNTING)

To be used to supply various devices with medical gases from only one gas source:

Standards	Y-connectors	References
AFNOR (French)		Ref. 10018: O ₂ Ref. 10019: AIR
BS (British)		Ref. 10025: O ₂ Ref. 10026: AIR
DIN (German)		Ref. 10016: O ₂ Ref. 10017: AIR

OX12

SINGLE, DOUBLE AND TRIPLE MEDICAL GAS CONNECTORS (FOR RAIL MOUNTING)

To be used to supply various devices with medical gases from only one gas source.

Delivered with a complete rail mounting system with a crimped remote probe, 1.5 m antistatic PVC hose and a metal universal clamp.

**Single DIN
O₂ connector**



**Double AFNOR
AIR connector**



Standards	Types	References
AFNOR (French)	Single	Ref. 15522: O ₂ Ref. 15524: AIR
	Double	Ref. 15526: O ₂ Ref. 15535: AIR
	Triple	Ref. 15537: O ₂ Ref. 15539: AIR
DIN (German)	Single	Ref. 17335: O ₂ Ref. 17334: AIR
	Double	Ref. 17308: O ₂ Ref. 17309: AIR
	Triple	Ref. 17158: O ₂ Ref. 17159: AIR

**Triple DIN
O₂ connector**



Other configurations available upon request.

DIRECT VALVES WITH NIPPLE


FITTED WITH A DIRECT PROBE FOR WALL MOUNTING.

OX13

AFNOR direct valves

Ref. 15286: O₂

Ref. 15287: AIR



OX14

DIN direct valves

Ref. 15338: O₂

Ref. 15337: AIR

Also available in BS standard upon request.

OX15

AIR blowing units

The AIR blowing unit is used to dry surgical instruments after their cleaning and disinfecting process. It is fitted with a 3 m antistatic black/white hose and a crimped remote probe to be connected to a standardized medical AIR outlet.

Ref. 15085: AFNOR

Ref. 15086: BS

Ref. 15087: DIN

Available in other standards or configurations upon request.





Also available



Distributed by

**OXYGEN-THERAPY
ACCESSORIES**



**TECHNOLOGIE
MEDICALE**

101, rue Vaillant Couturier B.P. 46 F-93136 NOISY-LE-SEC CEDEX France
Tél. : 33 (0)1 48 45 58 95 - Fax : 33 (0)1 49 42 90 21 - 33 (0)1 48 45 29 00 - info@technologiemedicale.com
www.technologiemedicale.com