

RTM3

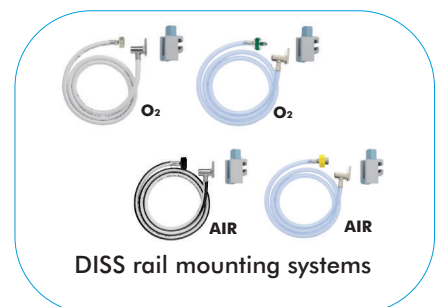


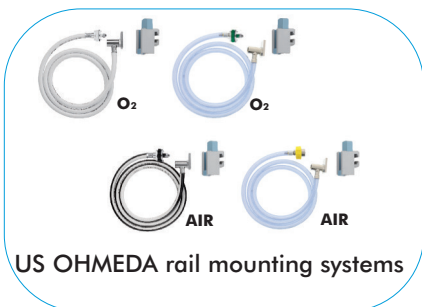


OXYGEN-THERAPY
FLOWMETERS WITH
FLOATING BALL



TECHNOLOGIE
MEDICALE

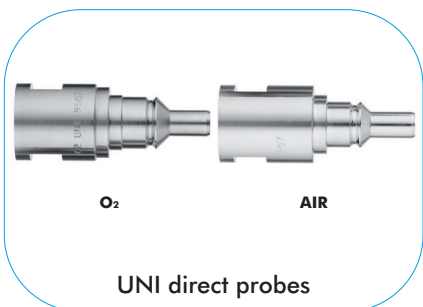


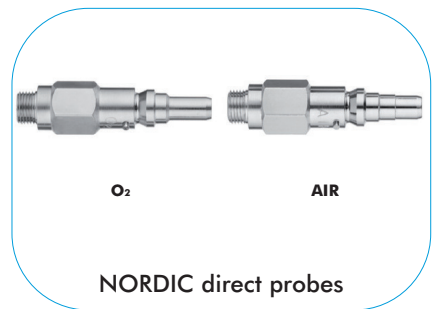



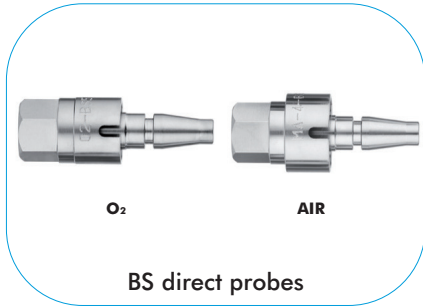


RAIL MOUNTING SYSTEMS



Others standards available upon request.

DIRECT PROBES



Others standards available upon request.

RTM3

The RTM3 flowmeter with floating ball is used to adjust and measure the flow of a gas that is to be delivered to patients through the respiratory tract. The RTM3 should be connected to a source of pressured gas on the wall either using a direct probe or a rail mounting system. It must be fitted at its outlet either with a humidifier/nebulizer or with an outlet tubing nipple.

Main technical features:

Medical device of glass IIa.

In compliance with the EN ISO 15002.

Inlet pressure : 4.5 bar +/- 0.5 bar (O₂)
4.5 bar +/- 0.5 bar (Air)

- **Flowmeter with compensated pressure** ensuring perfect flowrate stability and accuracy. The scale working pressure is the same as the pressure of the network so that the scale is not affected by any counter-pressure.
- **New type of "cartridge" knob**, extremely reliable, easy-to-clean and ensuring an optimized adjustment. Perfect tightness of the knob thanks to its polyamide seat.

The knob was tested under pressurized working conditions during more than 10,000 cycles (which corresponds to 5 openings / closings every day during more than 5 years) without showing any leakage after closing. This allows us to guarantee the closing of the knob during 5 years without any leakage.

- **Monoblock scale cover made of polyamide** for a higher sturdiness and a greater safety. The inopportune unscrewing of the monoblock scale cover is not possible. Patients have no access to the scale.
- **Expanded scale** providing higher reading accuracy for low flowrates (only for 05 l/min and 15 l/min RTM3 flowmeters).
- **Filter at the scale inlet** protecting the device against any gas network impurities and thus ensuring the protection of both the patient and the flowmeter.
- Body made of nickel-plated brass, very strong.
- Flowmeter MRI compatible.
- Normative information (gas name, CE marking, signs related to the use of the device) are mentioned on a self-adhesive ring for a better reading and immediate identification of a TM device. The identification ring is protected against tarnishing and wear & tear thanks to the monoblock cover.
- **A unit serial number is engraved on the body of each flowmeter** ensuring its identification and traceability.

Many versions available:

Available gases & flowrates:

- OXYGEN & MEDICAL AIR: 1.5l/min, 5l/min, 15l/min, 30l/min
- CO₂: 12l/min
- CARBOGEN: 15l/min

- Inlets: 12x100F - 1/4G M - 1/8NPT F - 3/8"BSP F.
- Outlets: 12x125 M - 9/16" M - 1/2"BSP F - 1/4G M.
- Available configurations: Single, Twin and DUO.
- Available connections to the wall outlet: Direct probe or Rail mounting system.
- Standards: AFNOR (French Standard) - BS (British Standard) - DIN (German Standard) - OHMEDA DIAMOND (American standard) - NORDIC (Scandinavian Standard) - UNI (Italian Standard) - DISS (American Standard) - Korean standard - Japanese standard - SANS/SABS (South Africa standard).
- Weight (without direct probe): 275 g.
- Dimensions (without direct probe):
Height 145 mm x width 35 mm x depth 70 mm.

Use, cleaning and maintenance:

The RTM3 flowmeter must be connected vertically. Then just open the knob and adjust the position of the floating ball according to the required flowrate (reading in the middle of the ball).

Clean the outside of the device with water and soap. Rinse and dry. If using disinfecting products please check their compatibility with plastics. Do not lay under water.

Device to be serviced every annual inspection according to intensive use, if any.

Accessories:

- Tubing nipple (1 part) or tubing nipple (2 parts) ❶
- Switch or Flow-Switch ❷
- Humidifier: CCO model (250 ml) or TMS model (500ml) ❸






R01-E

RTM3 O₂ 15 l/min mounted with BS direct probe and 9/16" outlet tubing nipple



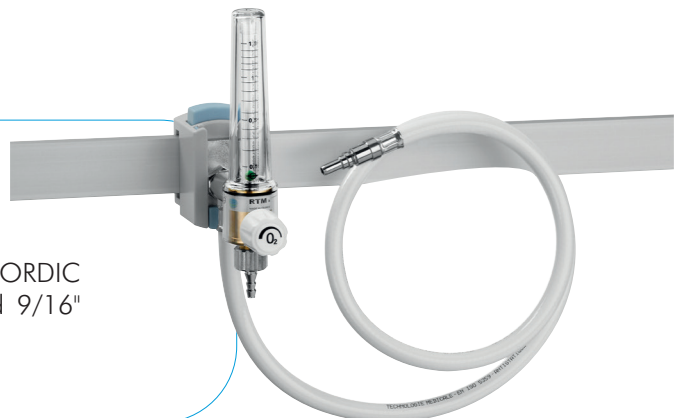
R02-E

RTM3 O₂ 0.5 l/min mounted with DIN direct probe and 250 ml CCO humidifier



R03-E

RTM3 O₂ 15 l/min mounted with DIN complete rail mounting system (neutral) and 9/16" outlet tubing nipple



R04-E

RTM3 O₂ 1.5 l/min mounted with NORDIC complete rail mounting system and 9/16" outlet tubing nipple



R05-E

RTM3 O₂ 15 l/min mounted with UNI direct probe and 500 ml TMS humidifier

R06-E

Twin RTM3 O₂ 15-30 l/min mounted with AFNOR TM CHOC direct probe and 12x125 outlet tubing nipples



R07-E

RTM3 AIR 05 l/min mounted with BS direct probe and 1/2" BS outlet tubing nipple



R08-E

RTM3 O₂ 15l/min mounted with DISS direct probe and 9/16" outlet tubing nipple



RTM3 DUO FLOWMETER

Patented model

Double outlet integrated in the body of the flowmeter:

- ▶ One horizontal outlet tubing nipple;
- ▶ One vertical central threaded outlet to connect a humidifier (outlet thread 12x125 M and 9/16" M available).

Thanks to this DUO system there is no need to screw and unscrew the outlet tubing nipple or the humidifier.

The saving of time is really appreciated compared to a standard flowmeter and the risk of losing the nipple is avoided.

The user can choose between 3 positions and can switch from one position to another without removing the nipple or the humidifier.

- ▶ **1st position:** the gas flow is delivered through the nipple.
- ▶ **2nd position:** the gas flow is cut off. Parking position.
- ▶ **3rd position:** the gas flow goes through the vertical central outlet to which you can connect either a CCO humidifier (250 ml) or a TMS humidifier (500 ml) or any other model (single-use humidifier, nebulizer).

Also available with a complete rail mounting system.



R09-E

RTM3 DUO O₂ 15 l/min with AFNOR TM CHOC direct probe

To convert the standard RTM3 flowmeters into DUO flowmeters the solution is :

TM FLOW-SWITCH OR SWITCH

- ▶ **Flow-Switch: model with ring** (R10)
- ▶ **Switch: model with knob** (R11)

Both Flow-Switch and Switch can be screwed onto any standard flowmeter. They enable you to deliver a gas flow either through the outlet tubing nipple or through a humidifier.

Available with 12x125 or 9/16" threaded inlet and outlet.







R10-E

R11-E









AFNOR French Standard		RTM3 FLOWMETERS WITH FLOATING BALL					
OXYGEN (O ₂)	Flowrates l/min	Single	Single	Single	Single	Twin	DUO
MEDICAL AIR		1.5	05	15	30	15-15	15
Inlet thread: 12 x 100 F	Outlet thread: 12x125M	17579 X	14801 14696	14803 14683	14805 14685	14811 14691	14815 14693
	Outlet thread: 9/16" M	17587 X	14851 14709	14855 14713	14859 14717	14866 14724	14873 -
Inlet thread: 1/4G M	Outlet thread: 12x125M	17610 X	14800 14680	14802 14682	14804 14684	14810 14690	14814 -
	Outlet thread: 9/16" M	17591 X	14849 14707	14853 14711	14857 14715	14865 14723	14871 -
Mounted with AFNOR TM CHOC direct probe 	Outlet thread: 12x125M	17581 X	14030 13883	14038 13891	14046 13899	14071 13924	14078 13928
	With nipple*: 12 x 125	17583 X	14032 13885	14040 13893	14048 13901	14073 13926	X X
	Outlet thread: 9/16" M	17588 X	14130 13968	14134 13972	14138 13976	14150 13988	14155 -
	With nipple*: 9/16" M	17589 X	14131 13969	14135 13973	14139 13977	14151 13989	X X
Mounted with AFNOR TM CHOC complete rail mounting system (polycarbonate clamp) 	Outlet thread: 12x125M	17612 X	14026 13879	14034 13887	14042 13895	14068 13921	- -
	With nipple*: 12 x 125	17614 X	14028 13881	14036 13889	14044 13897	14070 13923	X X
	Outlet thread: 9/16" M	17592 X	14128 13966	14132 13970	14136 13974	14148 13986	- -
	With nipple*: 9/16" M	17593 X	14129 13967	14133 13971	14137 13975	14149 13987	X X

BS British Standard		RTM3 FLOWMETERS WITH FLOATING BALL					
OXYGEN (O ₂)	Flowrates l/min	Single	Single	Single	Single	Twin	DUO
MEDICAL AIR		1.5	05	15	30	15-15	15
Inlet thread: 1/4G M	Outlet thread: 9/16" M	17591 X	14849 14707	14853 14711	14857 14715	14865 14723	14871 -
	Outlet thread: 1/2" BS F	17574 X	14752 14659	14754 14661	14756 14663	14760 14667	X X
Mounted with BS direct probe 	Outlet thread: 9/16" M	17594 X	14398 14278	14404 14284	14410 14290	14424 14304	14430 -
	With nipple*: 9/16" M	17595 X	14399 14279	14405 14285	14411 14291	14425 14305	X X
Mounted with BS complete rail mounting system (polycarbonate clamp) 	Outlet thread: 9/16" M	17596 X	14400 14280	14406 14286	14412 14292	14426 14306	14431 -
	With nipple*: 9/16" M	17597 X	14401 14281	14407 14287	14413 14293	14427 14307	X X

* Outlet tubing nipple in 2 parts, metal
 - Available upon request only.
X Not available.
 Please contact us for other flowmeter configurations.



DIN German Standard		RTM3 FLOWMETERS WITH FLOATING BALL						
OXYGEN (O ₂)		Flowrates l/min	Single	Single	Single	Single	Twin	DUO
MEDICAL AIR			1.5	05	15	30	15-15	15
Inlet thread: 1/4G M	DIN ISO	Outlet thread: 9/16" M	17591	14849	14853	14857	14865	14871
			X	14707	14711	14715	14723	-
	DIN NEUTRAL	-	-	17156	-	-	-	
Mounted with DIN direct probe 	DIN ISO	Outlet thread: 9/16" M	17598	14566	14570	14574	14586	14592
			X	14494	14498	14502	14514	-
		With nipple*: 9/16"	17599	14567	14571	14575	14587	-
			X	14495	14499	14503	14515	X
	DIN NEUTRAL	Outlet thread: 9/16" M	-	18014	17154	-	17330	-
Mounted with DIN complete rail mounting system (polycarbonate clamp) 	DIN ISO	Outlet thread: 9/16" M	17600	14568	14572	14576	14588	14593
			X	14496	14500	14504	14516	-
		With nipple*: 9/16"	17601	14569	14573	14577	14589	X
			X	14497	14501	14505	14517	X
	DIN NEUTRAL	Outlet thread: 9/16" M	-	18013	18012	-	-	-
			X	-	-	-	-	-



US OHMEDA American Standard		RTM3 FLOWMETERS WITH FLOATING BALL						
OXYGEN (O ₂)		Flowrates l/min	Single	Single	Single	Single	Twin	DUO
MEDICAL AIR / ISO			1.5	05	15	30	15-15	15
Inlet thread: 1/4G M	Outlet thread: 9/16" M	17591	14849	14853	14857	14865	14871	
		X	14707	14711	14715	14723	-	
Inlet thread: 1/8NPT F	Outlet thread: 9/16" M	17706	14850	14854	14858	17080	14872	
		X	14726	14730	14734	-	-	
Mounted with US OHMEDA direct probe 	Outlet thread: 9/16" M	-	14917	14921	14925	-	-	
		-	17997	17999	-	-	-	
		X	14893	14897	14901	-	-	
	With nipple*: 9/16" M	-	14918	14922	14926	-	X	
		X	14894	14898	14902	-	X	
	Mounted with US OHMEDA complete rail mounting system (polycarbonate clamp) 	Outlet thread: 9/16" M	-	14915	14919	14923	-	-
-			17996	17998	-	-	-	
X			14891	14895	14899	-	-	
With nipple*: 9/16" M		-	14916	14920	14924	-	X	
		X	18000	18002	-	-	-	
		X	14892	14896	14900	-	X	



* Outlet tubing nipple in 2 parts, metal
 - Available upon request only.
X Not available.
 Please contact us for other flowmeter configurations.

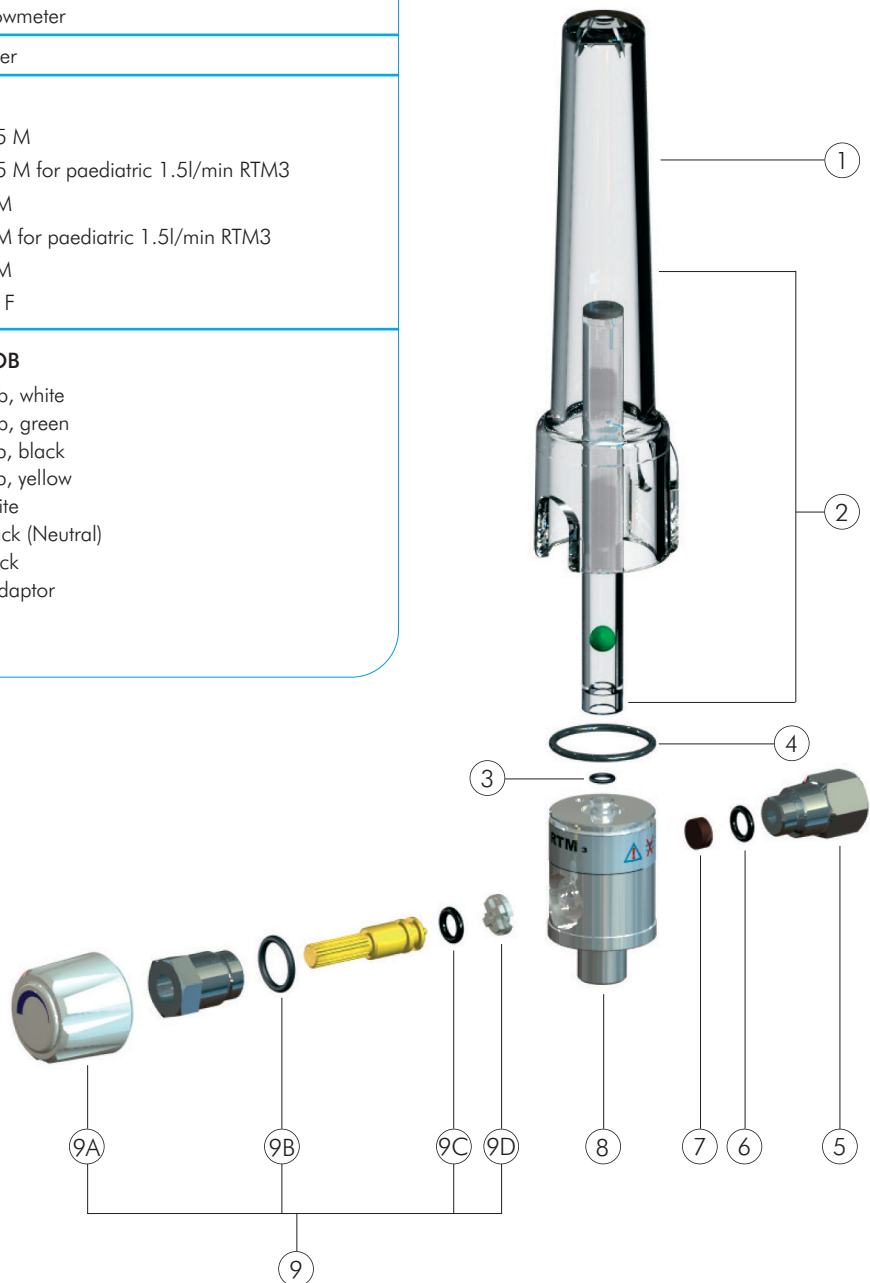


NORDIC Scandinavian Standard		RTM3 FLOWMETERS WITH FLOATING BALL					
OXYGEN (O ₂)	Flowrates l/min	Single	Single	Single	Single	Twin	DUO
MEDICAL AIR		1.5	05	15	30	15-15	15
Inlet thread: 1/4G M	Outlet thread: 9/16" M	17591	14849	14853	14857	14865	14871
		X	14707	14711	14715	14723	-
Inlet thread: 1/8NPT F	Outlet thread: 9/16" M	17607	14850	14854	14858	17080	14872
		X	14726	14730	14734	-	-
Mounted with NORDIC direct probe 	Outlet thread: 9/16" M	X	14638	14643	14648	-	-
		X	14611	14616	14621	-	-
	With nipple*: 9/16" M	17609	14639	14644	14649	-	X
		X	14612	14617	14622	-	X
Mounted with NORDIC complete rail mounting system (polycarbonate clamp) 	Outlet thread: 9/16" M	17602	14635	14640	14645	-	-
		X	14608	14613	14618	-	-
	With nipple*: 9/16" M	17603	14637	14642	14647	-	X
		X	14610	14615	14620	-	X

UNI Italian Standard		RTM3 FLOWMETERS WITH FLOATING BALL					
OXYGEN (O ₂)	Flowrates l/min	Single	Single	Single	Single	Twin	DUO
MEDICAL AIR		1.5	05	15	30	15-15	15
Inlet thread: 1/4G M	Outlet thread: 1/4G M	X	14770	14772	14774	14778	-
		X	14668	14670	14672	-	-
	Outlet thread: 9/16" M	17591	14849	14853	14857	14865	14871
		X	14707	14711	14715	14723	-
Mounted with UNI direct probe 	Outlet thread: 1/4G M	X	14945	14949	14953	17428	17431
		X	14933	14937	14941	-	17432
	With nipple*: 1/4G M	X	14946	14950	14954	-	-
		X	14934	14938	14942	-	-
	Outlet thread: 9/16" M	18005	18004	18006	18007	18008	18009
		X	-	-	-	-	-
Mounted with UNI complete rail mounting system (polycarbonate clamp) 	Outlet thread: 1/4G M	X	14947	14951	14955	-	-
		X	14935	14939	14943	-	-
	With nipple*: 1/4G M	X	14948	14952	14956	-	-
		X	14936	14940	14944	-	-
	Outlet thread: 9/16" M	X	-	18010	-	-	-
		X	-	-	-	-	-

* Outlet tubing nipple in 2 parts, metal
 - Available upon request only.
 X Not available.
 Please contact us for other flowmeter configurations.

Reference		Description
1	18783	Monobloc scale cover in polyamide
2	O ₂	COMPLETE SCALE
		17570 Complete scale 1.5 l/min (paediatric)
		16968 Complete scale 05 l/min 4.5 bar
		16969 Complete scale 15 l/min 4.5 bar
	AIR	16970 Complete scale 30 l/min 4.5 bar
		16965 Complete scale 05 l/min 4.5 bar
		16966 Complete scale 15 l/min 4.5 bar
16967 Complete scale 30 l/min 4.5 bar		
3	11131	Gasket for scale bottom
4	11408	Gasket for scale cover
5	11174	Inlet adaptor 12x100F
	11178	Inlet adaptor 1/4G M
	11176	Inlet adaptor 1/8NPT F
	16922	Inlet adaptor 3/8G BSP F
6	11578	Inlet gasket for flowmeter
7	11029	Inlet flowmeter filter
8	BODY ONLY	
	11201	Body only 12x125 M
	17569	Body only 12x125 M for paediatric 1.5l/min RTM3
	11205	Body only 9/16" M
	17568	Body only 9/16" M for paediatric 1.5l/min RTM3
	11211	Body only 1/4G M
11216	Body only 1/2"BS F	
9	COMPLETE KNOB	
	16954	O ₂ complete knob, white
9A	19515	O ₂ complete knob, green
	16955	Air complete knob, black
	19516	Air complete knob, yellow
9B	11198	O ₂ knob only, white
	17086	O ₂ knob only, black (Neutral)
9C	11189	Air knob only, black
9D	11684	Gasket for inlet adaptor
	11234	Knob axis gasket
9D	11184	Knob seat





Also available



Distributed by

**OXYGEN-THERAPY
FLOWMETERS WITH
FLOATING BALL**



**TECHNOLOGIE
MEDICALE**

101 rue Vaillant Couturier - 93130 NOISY LE SEC FRANCE
Tél. : +33 (0)1 48 45 58 95 - Fax : +33 (0)1 49 42 90 21 - +33 (0)1 48 45 29 00 - info@technologiemedicale.com
www.technologiemedicale.com