

RVTM3




SUCTION
VACUUM REGULATORS



TECHNOLOGIE
MEDICALE

RAIL MOUNTING SYSTEMS



AFNOR rail mounting systems



BS rail mounting systems



Neutral
DIN rail mounting systems



US OHMEDA rail mounting systems



NORDIC rail mounting systems



UNI rail mounting systems



DISS rail mounting systems



Other standards available upon request.


DIRECT PROBES




AFNOR direct probes




BS direct probes



DIN direct probes



CZECH direct probes



US OHMEDA direct probes



NORDIC direct probes



DISS direct probes



UNI direct probes



CARBUROS direct probes



Other standards available upon request.

RVTM3

The vacuum regulator is used to measure and to adjust the vacuum level within the context of surgical and medical suction. It enables to drain substances out of the patient's body during surgical procedures. The vacuum regulator should be connected to a vacuum source on the wall either using a direct probe or a rail mounting system. It is the primary device of a suction system. It should be associated with a collection jar and a suction hose.

Main technical features:

Active medical device of class IIa.

In compliance with the EN ISO 10079-3 standard.

- **Continuous vacuum regulator.**
- **Compact, strong and ergonomic device.**
- **Manual adjustment of the vacuum gauge from -45° to +45°** for a better visibility. Vacuum gauge protected by a plastic housing.
- **ON/OFF switch-button** providing a quick restoration of the pre-adjusted vacuum level.
- **Central regulation knob** with a free rotation at the end of the course (impossible blocking).
Quick adjustment: 2.5 turns are enough to reach the maximum vacuum level.
- **Supplied as a standard with a 100 ml safety jar** equipped with a mechanical anti-overflow safety valve and a single-use antibacterial plastic filter up-front. Made of polycarbonate, autoclavable up to 134°C and unbreakable, this safety jar does not require any sterilization except in case of accidental liquids' overflow or perforated filter. Money and time savings are guaranteed!
- **Fixing of the safety jar by an easy-click rotation.**
- **Rotation of the safety jar to avoid any pinch of the tubing.**
- **3 in 1 system (patented)**
Device with a **metal outlet tubing nipple integrated in the body of the regulator**: for a better safety, emergency suction can even be processed if running out of stock of filters or safety jars.
- **Easy & safe maintenance**
Easy and safe replacement of the vacuum gauge if needed. The inner system of the regulator is protected but accessible at the back of the device.
- **A unit serial number is laser engraved on the body of each vacuum regulator** ensuring its identification and traceability. 8 digits number indicating the manufacturing year and month as well as the unit serial number of the device.

Many versions available:

- Vacuum levels:
0-1000 mbar/hPa - 0-760 mmHg
0- 600 mbar/hPa - 0-400 mmHg
0- 250 mbar/hPa - 0-200 mmHg
- Configurations: Single and Twin.
- Colors: Yellow and Grey.

- Inlets: 12x100 F – 1/4G M – 1/8NPT F – 3/8G BSP F.
- Connections to the wall outlet: Direct probe or Rail mounting system.
- Standards: AFNOR (French Standard) - BS (British Standard) - DIN (German Standard) - NORDIC (Scandinavian Standard) - CZECH - CARBUROS (Spanish Standard) - UNI (Italian Standard) - US OHMEDA DIAMOND (American Standard) - DISS (American Standard) ...
- Weight (with direct probe): 490 g.
- Dimensions (with safety jar and direct probe):
Height 230 mm x Width 70 mm x Depth 90 mm.

Use, cleaning and maintenance:

The adjustment of the vacuum regulator must be done in a closed suction circuit.

- Block the outlet of the RVTM3 vacuum regulator
- Open the ON/OFF switch-button (green part visible)
- Gradually turn the central regulation knob counterclockwise till the needle of the gauge indicates the requested suction level.

Change the antibacterial plastic filter of the safety jar after each patient: firmly pull out the filter while making a rotating movement and insert a new filter by pushing it until click-lock adjustment.

The 100 ml safety jar with plastic filter up-front, being protected by the filter at the inlet, does not require any sterilization except in case of accidental liquids' overflow or perforated filter. The safety jar is autoclavable up to 134°C.

The RVTM3 should be serviced every 1 to 3 years depending on use.

Single-use filters:

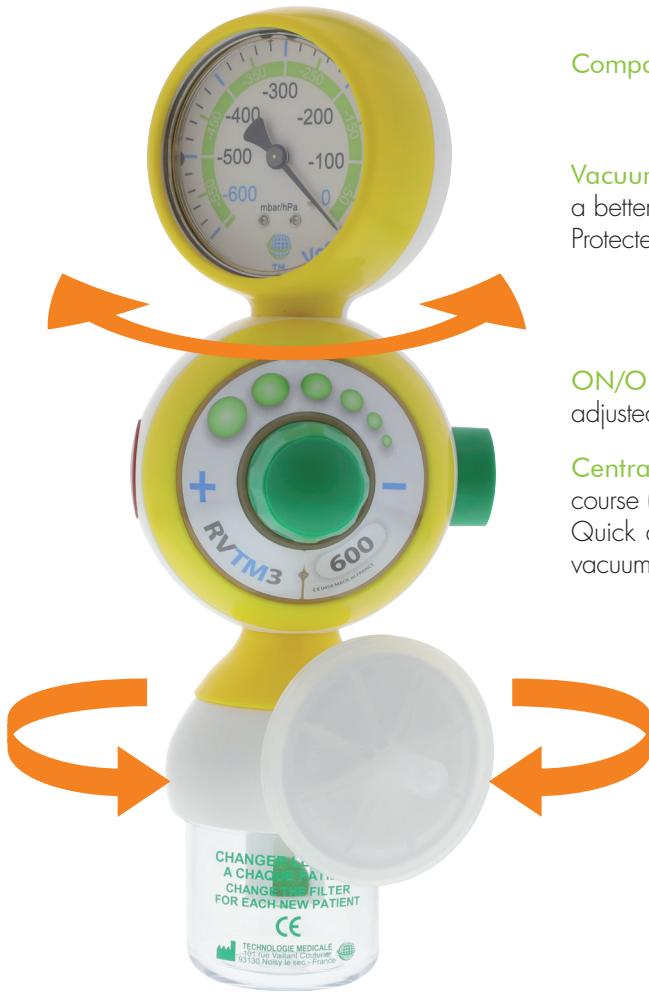
- Ref. 11813: Sachet of 10 antibacterial plastic filters.

Filter = Cleanliness of the circuits and fight against nosocomial infections.

Change the filter for each new patient!



Patented model



Easy and safe maintenance.

Compact, strong and ergonomic device.

Vacuum gauge manually **adjustable** from -45° to $+45^\circ$ for a better visibility.
Protected by a plastic housing.

ON/OFF switch-button providing a quick restoration of the pre-adjusted vacuum level.

Central regulation knob with a free rotation at the end of the course (impossible blocking).
Quick adjustment: 2.5 turns are enough to reach the maximum vacuum level.

Fixing of the safety jar by an easy-click rotation.

Rotation of the safety jar to avoid any pinch of the tubing.

100 ml safety jar made of polycarbonate, unbreakable, autoclavable up to 134°C and equipped with a mechanical anti-overflow safety valve.

Single-use antibacterial plastic filter up-front

- ▶ **Hygiene:** protection of the patient, the device and the vacuum pipeline network;
- ▶ **Useless sterilisation:** time and costs' savings;
- ▶ **Perfect visibility of the clogging level.**

3 in 1 system Patented

▶ Normal use

❶ With safety jar + antibacterial filter

Optimal protection of the device and the vacuum pipeline network.
This use is highly recommended by the manufacturer.

▶ Emergency use

❷ With outlet tubing nipple + antibacterial filter

❸ With outlet tubing nipple

The metal outlet tubing nipple is integrated in the body of the vacuum regulator thus reducing the manipulations and avoiding the risk of losing the nipple.

Emergency use in case the safety jars and the antibacterial filters run out of stock.



SUCTION



RV01-E

RVTM3 vacuum regulator 0-600 mbar, yellow, with 100 ml safety jar and DIN direct probe.



RV02-E

RVTM3 vacuum regulator 0-400 mmHg, grey, with 100 ml safety jar and BS direct probe.



RV03-E

RVTM3 vacuum regulator 0-1000 mbar, yellow, with 100 ml safety jar and AFNOR complete rail mounting system.



RV04-E

RVTM3 Twin vacuum regulator 600-1000 mbar, yellow, mounted with 100 ml safety jars and AFNOR direct probe.


RV05-E



RVTM3 vacuum regulator 0-1000 mbar, grey, with integrated outlet tubing nipple and OHMEDA direct probe.







RV06-E

Complete suction system composed of:
One RVTM3 vacuum regulator mounted with AFNOR rail mounting system, one 2 L collection jar, one catheter holder 1 tube, silicone suction tubing and one vacuum-stop.







AFNOR French Standard	RVTM3 vacuum regulators				
	Suction level mbar	Single	Single	Single	Twin
		0-250	0-600	0-1000	1000-1000
Mounted with AFNOR direct probe 	yellow	18832	18836	18828	18840
Mounted with AFNOR complete rail mounting system (polycarbonate clamp) 	yellow	18833	18837	18829	18841







BS British Standard	RVTM3 vacuum regulators				
	Suction level mbar	Single	Single	Single	Twin
		0-250	0-600	0-1000	1000-1000
Mounted with BS direct probe 	yellow	18904	18908	18900	18912
	grey	18868	18872	18864	18876
Mounted with BS complete rail mounting system (polycarbonate clamp) 	yellow	18905	18909	18901	18913
	grey	18869	18873	18865	18877

RVTM3 also available with mmHg gauge on request.

Please contact us for other configurations.



DIN German Standard	 RVMT3 vacuum regulators 				
	Suction level mbar	Single	Single	Single	Twin
		0-250	0-600	0-1000	1000-1000
Mounted with DIN direct probe 	yellow	19030	19034	19026	19038
	grey	18994	18998	18990	19002
Mounted with DIN complete rail mounting system (polycarbonate clamp) 	yellow	19031	19035	19027	19039
	grey	18995	18999	18991	19003

US OHMEDA American Standard	 RVMT3 vacuum regulators				
	Suction level mbar	Single	Single	Single	Twin
ISO colour (yellow)		0-250	0-600	0-1000	1000-1000
US colour (white)					
Mounted with US OHMEDA direct probe 	yellow	19358	19360	19356	19362
	grey	19340	19342	19338	19344
Mounted with US OHMEDA complete rail mounting system (polycarbonate clamp) 	yellow	–	–	–	–
	grey	–	–	–	–



– Available upon request only.

RVMT3 also available with mmHg gauge on request.

Please contact us for other configurations.

NORDIC Scandinavian Standard	RVTM3 vacuum regulators				
	Suction level mbar	Single	Single	Single	Twin
		0-250	0-600	0-1000	1000-1000
Mounted with NORDIC direct probe 	yellow	19198	19202	19194	19206
	grey	19162	19166	19158	19170
Mounted with NORDIC complete rail mounting system (polycarbonate clamp) 	yellow	19199	19203	19195	19207
	grey	19163	19167	19159	19171



UNI Italian Standard	RVTM3 vacuum regulators				
	Suction level mbar	Single	Single	Single	Twin
		0-250	0-600	0-1000	1000-1000
Mounted with UNI direct probe 	yellow	19396	19400	19392	19404
Mounted with UNI complete rail mounting system (polycarbonate clamp) 	yellow	19397	19401	19393	19405



RVTM3 also available with mmHg gauge on request.

Please contact us for other configurations.

SAFETY JARS WITH ANTIBACTERIAL PAPER FILTER (FORMER MODELS)



RV07-E

150 ml safety jar with antibacterial paper filter in the cover.

Ref: 11738



RV08-E


500 ml safety jar with antibacterial paper filter in the cover.

Ref: 11733



RV09-E

RTVM3 vacuum regulator 0-1000 mbar yellow, mounted with 500 ml safety jar.



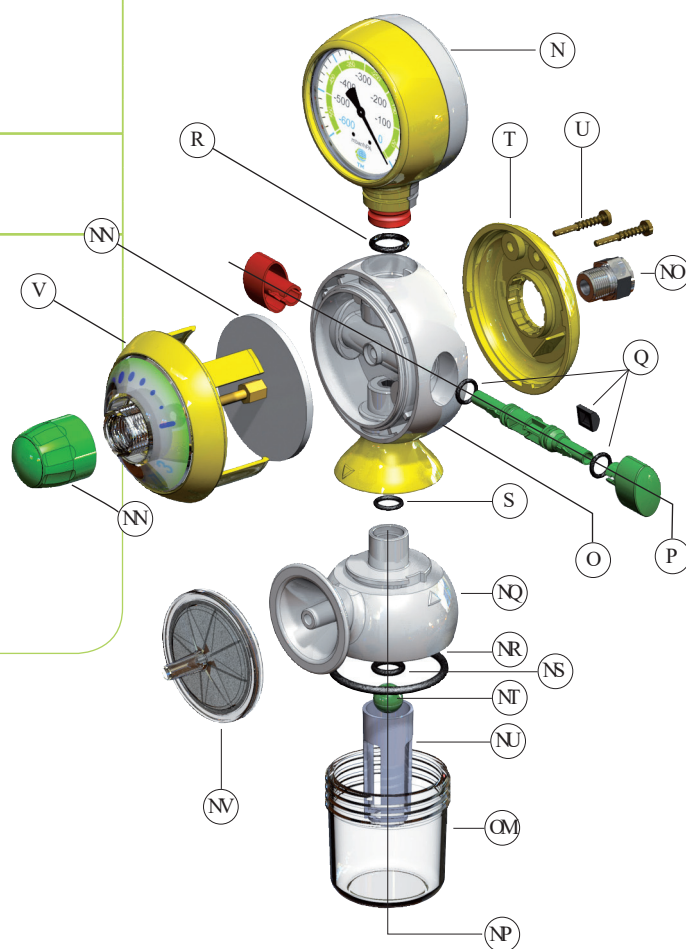
RV10-E

Box of 100 single-use antibacterial paper filters.

Ref: 11818

Reference	Description
1	VACUUM GAUGE WITH HOUSING 18736 0-1000 mbar vacuum gauge, yellow* 18737 0-600 mbar vacuum gauge, yellow* 18738 0-250 mbar vacuum gauge, yellow* 19486 0-760 mmHg vacuum gauge, yellow* 19487 0-400 mmHg vacuum gauge, yellow* 20150 0-200 mmHg vacuum gauge, yellow*
(2+3+4+5+6)	BODY 18670 RVTM3 body 0-1000/0-600 mbar – 0-760/400 mmHg with ON/OFF switch-button 18671 RVTM3 body 0-250 mbar with ON/OFF switch-button 3 19510 Complete ON/OFF switch-button 4 19511 Batch of 3 gaskets for ON/OFF switch-button 5 11415 Gasket for vacuum gauge 6 18731 Outlet gasket 7 18669 Back housing, yellow* 8 18691 Screw for back housing
9	COMPLETE COVER 19502 0-1000 mbar complete cover, yellow* 19503 0-600 mbar complete cover, yellow* 19504 0-250 mbar complete cover, yellow* 19505 0-760 mmHg complete cover, yellow* 19506 0-400 mmHg complete cover, yellow* 20098 0-200 mmHg complete cover, yellow*
10	19507 Complete membrane
11	19508 Complete regulation knob, green
12	11826 Inlet adaptor 12x100 F 11823 Inlet adaptor 1/4G M 11825 Inlet adaptor 1/8NPT F
13	100 ml SAFETY JAR 18753 100 ml safety jar, complete with cover 19557 COMPLETE COVER
(14+15+16+17+18+19)	14 18690 White cover only 15 11780 Gasket 16 11701 Safety gasket 17 11698 Safety ball 18 17294 Safety cage 19 11813 Antibacterial plastic filter (sachet of 10)
20	17630 100 ml bottle only

*Please contact us for the various spare parts in grey.



100 ML SAFETY JAR WITH SINGLE-USE ANTIBACTERIAL PLASTIC FILTER UP-FRONT

Easy and quick replacement of the filter.
It is useless to sterilize the safety jar after each filter replacement as the safety jar is protected by the filter at the inlet.

Technical and financial advantages of the antibacterial plastic filter up-front:

Hygiene: very hygienic system limiting the contamination risk of the device and the vacuum pipeline network. The plastic housing avoids any direct contact with the contaminated filter.

Visibility of the contamination level: thanks to its vertical up-front position, the antibacterial plastic filter is visible even from a distance. As a result it is very easy to check its clogging level and to warn the medical staff about the necessity to replace it in the case of a long-stay patient.

Very easy replacement of the filter: firmly pull out the filter while making a rotating movement, throw it away and insert a new filter by pushing it until click-lock adjustment.

Significant time savings: the safety jar is protected by the filter at the inlet. Thus there is no need for systematic sterilization except in case of accidental liquids' overflow or perforated filter. The very long cleaning and autoclave process of the jar is then avoided.

Generated costs' savings: the easy and quick replacement of the filter as well as the occasional sterilization of the safety jar both generate significant time savings thus improving the global operation costs.

Possibility of connecting the safety jar without filter in case of emergency or in case the filters run out of stock.



RV11-E
Ref. 18753

Change the filter for each new patient!

By replacing the filter after each patient you take part in the fight against nosocomial infections.



RV12-E
Sachet of 10 single-use antibacterial plastic filters.
Ref. 11813

WHY AN ANTIBACTERIAL FILTER?

Suction may generate airborne contamination which could contaminate the devices, the connecting probes, the wall outlets, the pipeline networks and the vacuum pumps. In addition, when out of use, bacteria may – without any filter – freely circulate into the patient circuit.

Filter = Cleanness of the circuits and fight against nosocomial infections.



Also available



Distributed by

SUCTION VACUUM REGULATORS



101, rue Vaillant Couturier - 93130 NOISY LE SEC FRANCE
Tel: +33 (0)1 48 45 58 95
info@technologiemedicale.com - www.technologiemedicale.com